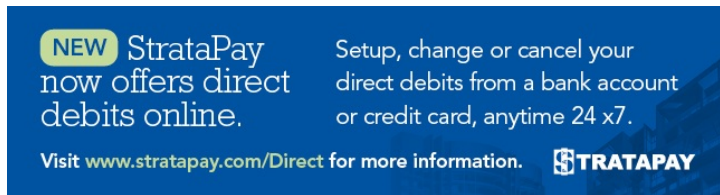


StrataPay Global Email Signature

Last Modified on 17/02/2026 8:39 am AEST

For those of you who would like to promote direct debits to your owners, we have the below banner to insert into your StrataMax emails.



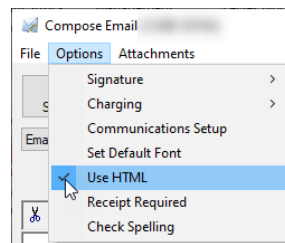
This banner uses the following HTML (HyperText Markup Language) so that the image is able to be used consistently. You don't have to have any understanding of HTML coding when doing this since we have provided the necessary HTML code you need.

```
<body>

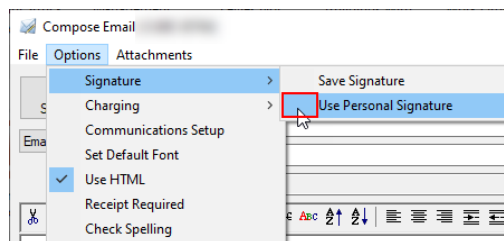
<a href=""https://www.stratapay.com/Levy-Direct-Debits" rel="nofollow noopener" tabindex="-1"
target="_blank" title="https://www.stratapay.com/levy-direct-
debits">https://www.stratapay.com/Levy-Direct-Debits" target="_blank"><img
src=""https://www.stratapay.com/Portals/0/Images/StrataPayOnlineDDR.png" rel="nofollow
noopener" tabindex="-1" target="_blank"
title="https://www.stratapay.com/portals/0/images/stratapayonlineddr.png">https://www.stratapay.com/Portals/0/Images/Str
width="650" height="170" alt=""></a>

</body>
```

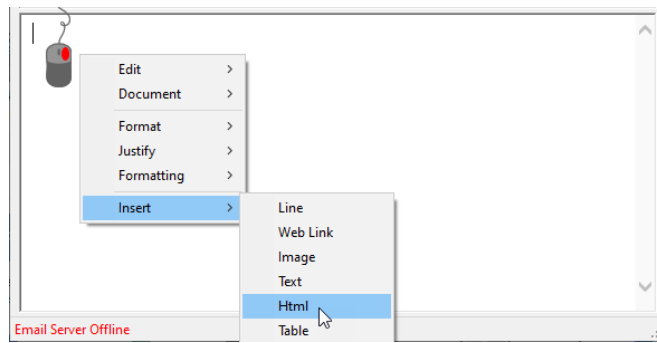
1. In the **Communication** window, select *Options* and make sure 'Use HTML' is ticked.



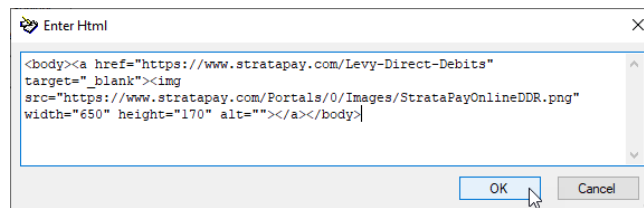
2. In the **Communication** window, select *Options > Signature* and make sure 'Use Personal Signature' is not ticked to ensure that you are changing the *Global Email Signature*.



3. Right-click in the signature section in the bottom section of the **Communication** window, and select *Insert > Html*.



4. Copy and paste the HTML provided above and click *OK*.



5. The banner should automatically appear like this.

